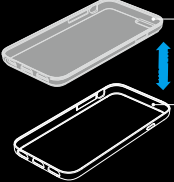



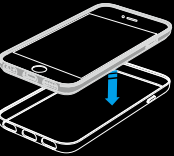
just|mobile®

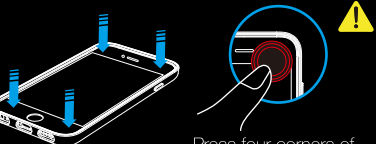
Just Mobile AluFrame Leather™ Article No.AF-168

Installation

- 

1 TPU caddy
Aluminum frame
Take apart TPU caddy and Aluminum frame
- 

2 Place iPhone into TPU caddy
- 


3 Insert TPU caddy into Aluminum frame
- 

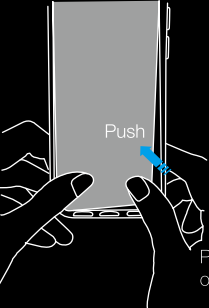
4 Press four corners of iPhone until hearing they "click"

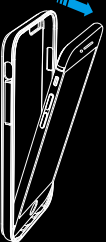
just|mobile®

Just Mobile AluFrame Leather™ Article No.AF-168

Uninstallation

- 

1 Turn to back side
- 

2 Push
Push out bottom side of TPU caddy
- 

3 Take off iPhone from TPU caddy