





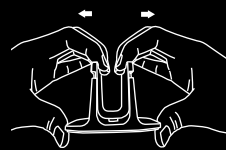
Using a coin to unscrew counter-clockwise



Remove stock MacBook Pro insert



Insert MacBook Air insert



Spread the plastic flaps slightly for tighter fit to the frame.



Screw tight clockwise



AluBase installation guide

just|mobile®